

Update to the Working Level

The main changes to the Working level are found in the Barrel Racing exercises. The pages below reflect those changes which deal with the placement of the cones at the various levels. These pages are numbered 8, 13 and 18 respectively.

The other change is the requirement to attempt the Working level. Previously an Advanced title was required. We have introduced a separate 'Working Level Proficiency Test'. This test has no pre-requisites so no other CARO levels will be required. The Proficiency test is based upon the Working level itself and a separate publication may be found on the Website under Forms – Publications.

WN3 Barrel Racing

This exercise demonstrates the dog's ability and willingness to work away from the handler and to take direction.

Three cones are placed.

Cones 1 and 2 are set 10 feet apart. Cone 3 is set 5 feet from an imaginary line drawn perpendicular from the midway point between cones 1 and 2 and 2.

The front of the handler box will be 7 (seven) feet from cone 3 and 2 (two) feet from an imaginary line, at its midway point, drawn between cones 1 and 2.

The handler may rotate in place but may not step out of the box.

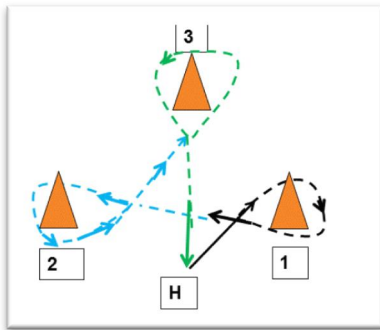
The exercise will start with the dog sitting in heel position.

The handler may send the dog without prompting from the judge.

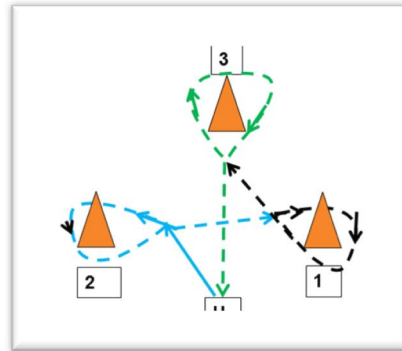
Handler may use arms and/or hands or voice as directional cues.

The exercise is complete when the dog has circled all cones correctly and returned close enough to the handler to be touched.

Direction of travel (Handler's Choice)

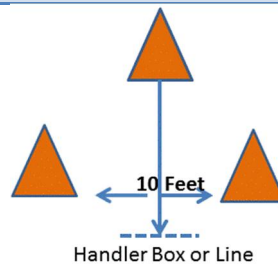


The dog is sent in a clockwise direction around Cone #1, then sent in an anti clockwise direction around cone # 2, then in an anti-clockwise direction around cone # 3 and back to the handler



The dog is sent in an anticlockwise direction around Cone #2, then sent in a clockwise direction around cone # 1, then also in a clockwise direction around cone # 3 and back to the handler.

SIGN	DEDUCTIONS	
<p>BARREL RACE</p> <p>W3</p>	Additional cues to send dog around the cones	No Deduction
	Dog touching cone (tails not included)	1 point deduction
	Dog knocking over cone (tails not included)	5 point deduction
	Dog circles incorrect cone (but then circles correct cones).	5 point deduction (per cone)
	Dog circles cones in wrong direction	NQ
	Complete failure of dog to circle correct cones	NQ
	Failure of dog to return within arm's reach of handler	NQ
	HANDLER ERROR	
	Handler leaves box	NQ



WA3 Barrel Racing

This exercise demonstrates the dog's ability and willingness to work away from the handler and to take direction.

Three cones are placed.

Cones 1 and 2 are set 10 feet apart. Cone 3 is set 10 feet from an imaginary line drawn perpendicular from the midway point between cones 1 and 2 and 2.

The front of the handler box will be 12 (twelve) feet from cone 3 and 2 (two) feet from an imaginary line, at its midway point, drawn between cones 1 and 2.

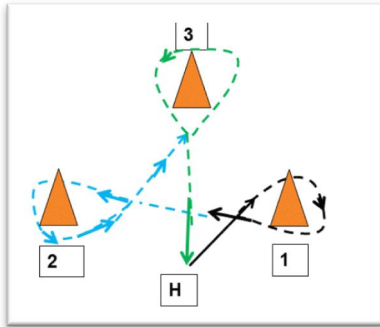
The exercise starts when the handler is in the handler box.

The handler may rotate in place but may not step out of the handler box

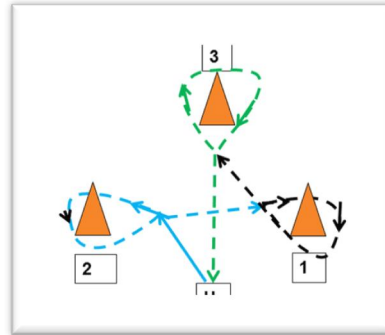
Handler may use arms and/or hands as directional signals

The exercise is complete when the dog has circled all cones correctly and returned close enough to the handler to be touched.

Direction of travel (Handler's Choice)

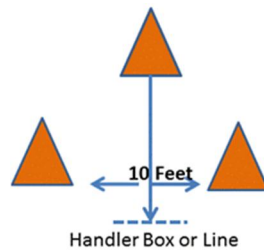


The dog is sent in a clockwise direction around Cone #1, then sent in an anti clockwise direction around cone # 2, then also in an anticlockwise direction around cone # 3 and back to the handler..



The dog is sent in an anticlockwise direction around Cone #2, then sent in a clockwise direction around cone # 1, then also in a clockwise direction around cone # 3 and back to the handler.

SIGN	DEDUCTIONS	
<p style="text-align: center;">BARREL RACE</p> <p style="text-align: right;">W3</p>	Additional cues to send dogs around the cones	No Deduction
	Dog touching cone (tails not included)	1 point deduction
	Dog knocking cone over (tails not included)	5 point deduction
	Dog circles incorrect cone (but then circles correct cones).	5 point deduction (per cone)
	Dog circles cones in wrong direction	NQ
	Complete failure of dog to circle correct cones	NQ
	Failure of dog to return within arm's reach of handler	NQ
	HANDLER ERRORS	
	Handler Leaves box	. NQ



WE3 Barrel Racing

This exercise demonstrates the dog's ability and willingness to work away from the handler and to take direction.

Three cones are placed.

Cones 1 and 2 are set 10 feet apart. Cone 3 is set 10 feet from an imaginary line drawn perpendicular from the midway point between cones 1 and 2 and 2.

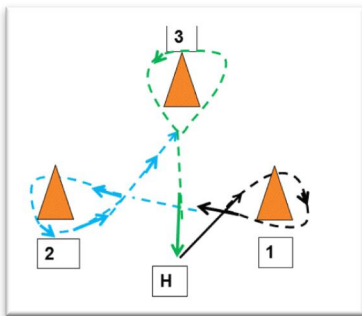
The front of the handler box will be 14 (fourteen) feet from cone 3 and 4 (four) feet from an imaginary line, at its midway point, drawn between cones 1 and 2.

The handler may rotate in place but may not step out of the handler box.

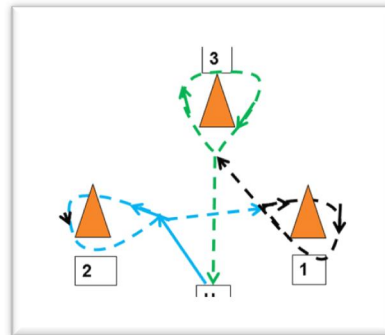
Handler may use arms and/or hands as direction signals.

The exercise is complete when the dog has circled all cones correctly and returned close enough to the handler to be touched.

Direction of travel (Handler's Choice)



The dog is sent in a clockwise direction around Cone #1, then sent in an anti clockwise direction around cone # 2, then also in an anticlockwise direction around cone # 3 and back to the handler.



The dog is sent in an anticlockwise direction around Cone #2, then sent in a clockwise direction around cone # 1, then also in a clockwise direction around cone # 3 and back to the handler.

SIGN	DEDUCTIONS	
<p style="text-align: center;">BARREL RACE</p> <p style="text-align: right;">W3</p>	Additional cues to send dogs around the cones	No Deduction
	Dog touching cone (tails not included)	1 point deduction
	Dog knocking cone over (tails not included)	5 point deduction
	Dog circles incorrect cone (but then circles correct cones).	5 point deduction (per cone)
	Dog circles cones in wrong direction	NQ
	Complete failure of dog to circle correct cones	NQ
	Dog fails to return within arm's reach of the handler	NQ
	HANDLER ERRORS	
	Handler leaves box	NQ

